

# Palmetto

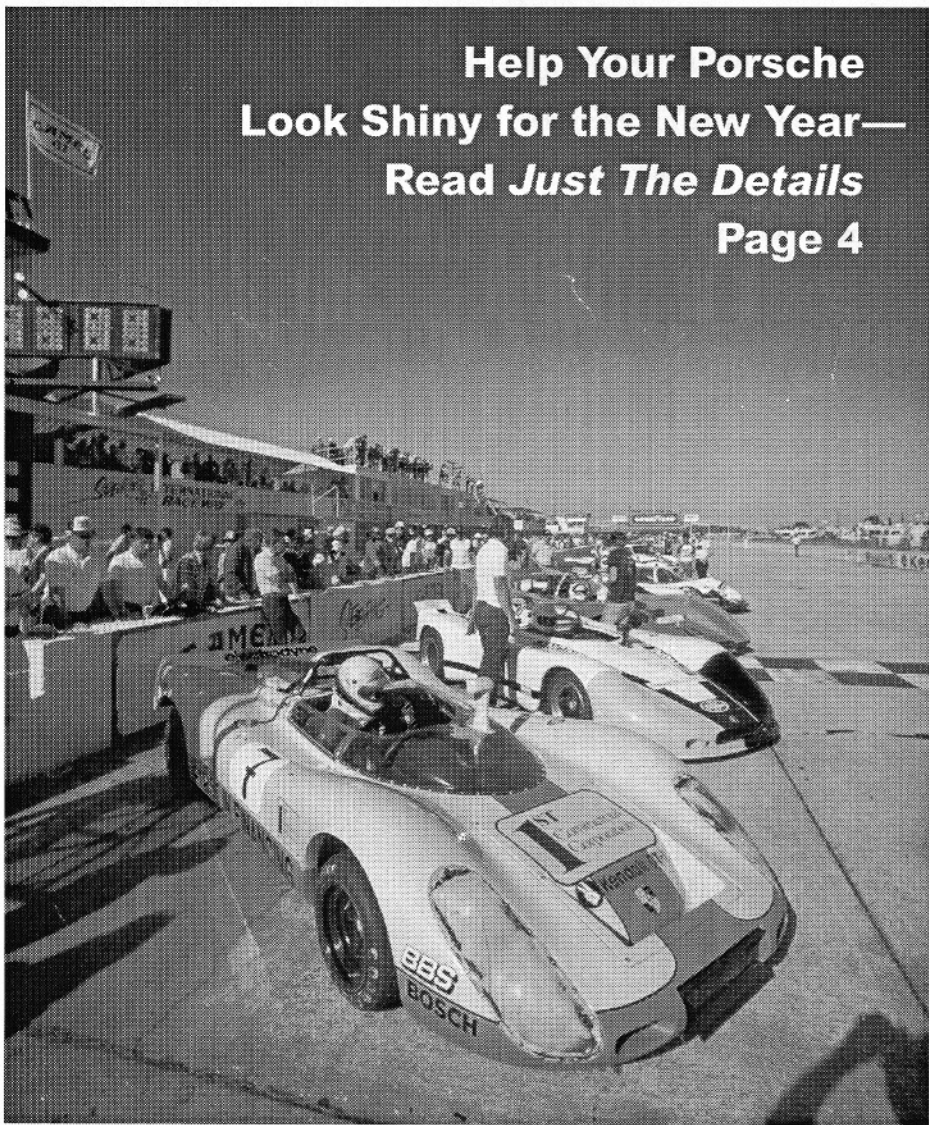
January 2007



# Pipes

Newsletter of the Porsche Club of America  
Palmetto Region

Help Your Porsche  
Look Shiny for the New Year—  
Read *Just The Details*  
Page 4



## A letter from Madame President

Thanks to Cap and the year 2000 officers and members for a wonderful start this year for the new century. The Christmas Party was a blast and three cheers to Cap and Mady for the exceptional job as host and hostess in their gorgeous home. We all enjoyed the food, comradeship, meeting and the Chinese Auction. Tuggy's paintings went around the room several times.

Thank you one and all for electing me President of this most prestigious Club. It is not only an honor but I know it will be fun for me and I have lived my life to have fun every day. (That is why I own a Porsche.)

After I was nominated my Horoscope read on November 13th and I quote "You will want to contribute something worthwhile to an organization you belong to. Don't hesitate to take a position of leadership. You will get the support you need." End quote.

How could I refuse. We are going to have a great year because we have the greatest members. Don't miss it. Hope you all had a wonderful and joyful Christmas and have a Happy, Healthy and Prosperous New Year.

*Mavis*

### Most Valuable Member of the Year

Congratulations to  
**John Townsend**  
for being awarded the *Red Baron Award*  
for the year 2000.

Happy Red Baron to you John.

### We would like to thank our Special Contributors:

Terry Ryan Palmetto Pipes Former Editor	Dick Kjellsen PCA Zone 3 Representative	Glen Hoskins Membership Chairman Oklahoma City
---	---	--

### 2001 Officers:

President:  
**Mavis Greenwood**  
(843) 571-7950  
grambo@viperlink.net

Vice President:  
**Al Trego**  
(843) 571-5674

Secretary  
**Cap Prescott**  
(843) 881-3581  
Membership Chairman  
**Mike Duck**  
(843) 571-7171

Treasurer  
**Tuggy Mathisen**  
(843) 722-7119

Autocross Chairman  
**Bob Woodman**  
(843) 571-2277

Newsletter Editor  
**Jackie Trivison**  
(843) 342-5840  
heron@hargray.com

Assistant  
**Ben K. Miede**  
(843) 556-0283

### Mission Statement

*Palmetto Pipes* is the Porsche Palmetto's region own newsletter. We are committed to bringing you the latest events, club happenings and information to make your Porsche experience better. (Is that possible?)

If you have any information, art work, articles, etc. that you would like to share with your fellow PCA members, please submit them to:

Jackie Trivison  
Heron House Publishing Inc.  
29 Otter Hole Road #8  
Hilton Head, SC 29926

or email: heron@hargray.com

or telephone: (843) 342-5840.

## The Next Member's Meeting will be held 7pm Tuesday, January 9, 2001



### OYSTER ROAST

Barry & Karen Greenwood's  
3218 Haggerty Drive  
MacLaura Hall, Charleston 29414

Directions: This is in W. Ashley off Hwy 61. After you pass Bees Ferry Rd. and Shadowmoss Plantation on the left going towards Summerville it is about 3/4 of a mile on the right. Turn and go straight and take a left at the first stop sign.

Please RSVP for oysters and attendance.

1-(843) 571-7950 or E-mail grambo@viperlink.net

Make sure your Porsche gets its proper amount of exercise!  
Bring your pride and joy with you!

## Calendar of Events

- Jan 13-14: Driver Education, Roebing Road, Florida Crown Region
- Jan 15: First day to mail Parade 2001 registration
- Jan 21: Autocross, Turner Field (Atlanta), Peachstate Region
- Jan 27: Instructor Training, Invite only, Talladega Grand Prix, Alabama Region
- Jan TBD: Annual Holiday Party and Awards, Hurricane Region

## THIS JUST IN: TRACK EVENTS 2001

Watch the Peachstate web page  
<http://platz.com/pca/peachstate/> and  
when the application is available—  
send it in *immediately*. In spite of  
rumors you may have heard,  
it is first come, first served.  
(The November 2000 event filled up  
in 5 days.) For your planning  
purposes, here is the schedule—


Peachstate Region PCA • Track Events  
Schedule 2001 • Road Atlanta

April 7-8 . . . . . Club Race  
June 23-24 . . . . . Drivers Ed  
August 24-26 . . . . Drivers Ed  
November 3-4 . . . Drivers Ed

Enjoy!  
Dick Kjellsen • PCA Zone 3 Rep

## Region Web Sites

Alabama:	<a href="http://www.al-pca.infomedia.com">www.al-pca.infomedia.com</a>
Carolinas:	<a href="http://www.carolinas-pca.com">www.carolinas-pca.com</a>
Heart O'Dixie:	<a href="http://members.renlist.org/hod">members.renlist.org/hod</a>
Hurricane:	<a href="http://www.pca.org/hur">www.pca.org/hur</a>
Mid South:	<a href="http://www.pca-msr.org/">www.pca-msr.org/</a>
Ocmulgee:	<a href="http://www.pca.org/ocm">www.pca.org/ocm</a>
Peachstate:	<a href="http://platz.com/pca/peachstate/">http://platz.com/pca/peachstate/</a>
Smoky Mountain:	<a href="http://www.pca.org/smt/smoky_mtn_pca001.htm">http://www.pca.org/smt/smoky_mtn_pca001.htm</a>



David Bynon owns and operates Autopia Care Care, a website for car enthusiasts located at: [www.autopia-carcare.com](http://www.autopia-carcare.com)

## Just the Details: Metal Polishing

by David W. Bynon  
San Diego Region

(from THE WINDBLOWN WITNESS)

Removing rust and polishing chrome can usually restore chrome to a reasonable looking condition. If the rust simply coats, and is not deeply embedded, the chrome should come back to life. As long as the chrome is not flaking off, you have a chance of saving it.

Most pro detailers use fine grades of steel wool to remove rust from chrome. It's quick and easy. Please use caution if you choose this route, as even fine (000) or super fine (0000) steel wool leaves minor scratches that you will need to polish with a metal or chrome polish to remove. Another product that works well is the household steel wool soap pad. The soap acts as both a cleaner and a lubricant to prevent scratching (use plenty of water). **WARNING: KEEP STEEL WOOL AWAY FROM PAINTED SURFACES.**

If you have rust in cracks and crevices you can't reach, use a toothbrush and household cleanser. Wet the toothbrush, dip it in the cleanser, and start scrubbing. The abrasives in the cleanser remove rust very fast. Rinse well with plenty of fresh water.

The final step with chrome is to polish it with a good chrome or metal polish. Use a polish specifically made for chrome. With most metal polishes, a little goes a long way, so use just a little dab at a time. Also, the best metal polishing cloth is soft cotton, such as tee shirt material. Cotton fleece, such as an old sweatshirt works great, too.

### Aluminum

Aluminum is an easy metal to polish. It's soft enough that even the roughest aluminum parts can be quickly polished to a bright shine. A few years ago, in a fit of craziness, I decided to polish all of the aluminum parts on the topside of my 1989 Silver Anniversary 911s engine. I went nuts. Everything was subject to being polished, including the intake manifold and the distributor. It was beautiful!


Most car fanatics love bright, shiny, polished metal. There's nothing quite like perfect chrome, polished aluminum wheels, or bright stainless steel exhaust tips to improve the good looks of a car. Engine compartments with polished manifolds and other bright work really make a difference, too.

While polished metal is great to look at, it's not always easy to achieve, especially if it has been neglected. This article gives some quick tips on metal polishing. With the right tools, and a little work, you can achieve great results.

### Chrome

Chrome is by far the most common bright work on an automobile. Chromium, the metal used to chrome plate steel and other metals, resists tarnishing and holds a shine better than all other metals, including platinum. Chrome has a single enemy: rust. Over time, chrome oxidizes and develops rust spots. The higher quality the chrome plating, the more it will resist rusting, but eventually, it will happen. If you allow the chrome to go too long without removing the rust, the chrome will become permanently pitted.

Heavy rust on chromed parts requires a decision: to remove or re-chrome. Replating small parts is pretty easy. Simply remove the part and hand it to your local plating company. A couple weeks later you'll have your part back looking like new. However, what if it's a large part, like a bumper or a window frame? Replating a medium or large part is expensive. Even a modest size part, such as the hubcaps, can cost \$100 or more. If you think there's even a remote chance the rusted chrome part is salvageable, you should try to save it.



Before

After

These beautiful polished aluminum Kinesis wheels require polishing every 6 months to keep their shine. I polished them with the Luster Pad which gets around the small details

Polished aluminum has a fault: it tarnishes quickly. Most factory polished aluminum parts are sprayed with a clear lacquer, acrylic or urethane to seal the part. This is very common on polished wheels.

If you're trying to restore a polished aluminum part that has been anodized or clear coated, you must first remove the coating. Many professional polishing shops use an aircraft strength stripper for this job. You must use these chemicals with extreme caution, and never let them come near your car.

You can polish aluminum by machine or by hand. When using a machine, such as a buffing wheel or buffing cones, I prefer to use several grades of jeweler's rouge. Simply apply a bit of rouge to the wheel (while it is spinning) and begin buffing. Avoid using too much pressure. As the part begins to polish to brightness, use the next grade (finer) of rouge.


Polishing aluminum by hand, while not as fast as by machine, is pretty easy. Use aluminum polish and a soft cloth. Apply the polish to your cloth, working it into the polishing cloth, then begin polishing your part. The cloth will turn black. This is normal. Keep polishing. Use a clean, dry, soft towel to buff the polish off of the part and inspect your work. Repeat until you have achieved the desired results.

If you want to polish rough aluminum, like an intake manifold or distributor, you will first need to prepare the part by sanding it smooth. Use a coarse emery paper, followed by medium, then fine. To make the polishing faster, use 600 grit wet or dry paper (wet) as the final step before polishing.

### Stainless Steel

Stainless Steel is a wonderful metal. Although it does not polish as brightly as chrome or aluminum, it will take on a good shine. The only problem is that stainless steel is very hard.

A common use for stainless steel is the exhaust system, including the exhaust tip. Many people choose to cover unpolished stainless steel exhaust tips with chrome sleeves, often for as much as \$400. With a relatively new polishing cloth, called Luster Lace, you can polish that exhaust tip to a bright shine in just a few minutes.



Before

After

The stainless steel exhaust tip on the right was polished using Luster Lace. It took less than 10 minutes to achieve excellent results

Luster Lace, made by Luster Care. To use Luster Lace, you wrap it around a round or oval object (360°) and pull back and forth (like buffing the tip of your shoe with a buffing cloth). The surface area of the cloth makes really quick work of exhaust tips and other round objects. It's great on chrome and aluminum, too.


### Protect Your Polished Metal

There's no sense in spending time to polish the metal on your car if you don't protect it. The most common protection is good old paste wax. Simply wax and buff. There are specialized metal sealants, too, such as Luster Care's Luster Seal. Luster Seal protects chrome, polished aluminum, stainless steel and other metals for up to six months.

### A Few Recommended Metal Polishes

- Luster Lace
- Luster Pad
- Eagle One Aluminum & MAG Polish
- Wenol Metal Polish
- P21S Multi-Surface Finish Restorer
- Never-Dull

# CLASSIFIEDS



**FOR SALE:** 1965 Porsche 912. Engine in great shape, less than 30,000 miles on rebuild. New floor pans, has some rust. Spare parts (body and engine) go with the car. \$4,500, O.B.O. European Road & Racing. (843) 747-1342. Ask for Karl. (jul00)


**FOR SALE:** 1981 Ferrari 400i. 12 cal automatic, 4-seater, cold air. Red with Black leather. Oly 1,300 of these cars built. \$22,900, OBO. European Road & Racing (843) 747-1342, ask for Karl. (jul00)

**FOR SALE:** 1985 911 Carrera Targa. White w/Black full leather, excellent condition, meticulously maintained car w/single owner since 1987. Sport seats, chip, \$4K susp. upgrade, new top, great car for daily use on track, 85K mi., all service records, \$22,500. (843) 795-7920. (jun00)

**FOR SALE:** Thirtieth Anniversary T-Shirts. Contact Cap Prescott (843) 881-3581 to find out what sizes are still available. Price is only a mere \$15.00 (\$12.50 plus \$2.50 postage and handling.)

**WANTED:** 73-78 911 coupe. Prefer no sunroof and little to no rust and completely worn-out. Gordon at (843) 763-0575, (843) 552-5338, or gordon@awod.com. (MAY00)

**WANTED: CLOAKING DEVICE...**



As used on the *Phantom Porsche* that runs up and down Interstate 95. Last spotted in upstate South Carolina entering at Exit 18, and then—gone. Not one state trooper noticed it go by...it looked like a 930 Cabriolet. If anyone knows how the rest of us can find either the *Phantom Porsche* or the *Cloaking Device* that was used, please contact the editor of this newsletter.

Thank you.

## Classified Ads are FREE for members.

*Is there something you'd like to BUY or SELL?*

Take advantage and place your ad here. Here are three ways how:

- 1.) Contact Jackie Trivison at 1-(843) 342-5840 and leave message.
- 2.) Snail mail it to: Palmetto Pipes Classifieds  
c/o Heron House Publishing, Inc.  
29 Otter Hole Road #8  
Hilton Head, SC 29926
- 3.) Email it to: heron@hargray.com.

Classified ads received will be placed for three month runs, with options to renew.

## PENELOPE & HAYES KATRINA JOHNSON

*Knowledgeable • Experienced • Charlestonians*

*Two names you'll want to remember when  
buying or selling real estate*



Prudential Carolinas Realty  
843-884-1622



## RE/MAX®

Realty Services, Inc.  
Independently Owned and Operated

The RE/MAX experience  
makes the difference...  
Call David Wertan  
today to see how!



763-4635 Office  
860-7744 Mobile  
762-1237 Home

David Wertan, GRI  
Broker Associate



Specializing in Porsche Automobile  
Service, Repairs, Parts & Sales

- Oil Change to Complete Engine Rebuild
- Largest Inventory of parts in Charleston
- Track car modification & preparation
- Authorized Schedule Maintenance
- Serving Charleston since 1982
- Over 25 Years Experience
- Sales and Brokering

1913 Belgrade Avenue



763-6740

gordonf@awod.com




Less than a mile from the Mark Clark Expressway off  
of Sam Rittenburg Boulevard near Citadel Mall

## TUG ART



HAROLD "TUG" MATHISEN, JR.  
WATERCOLOR ARTIST


26 MORRIS STREET  
CHARLESTON, SC 29403  
(843) 722-7119



**Rennsport Charleston Inc.**  
PORSCHE SERVICE

Stan Turner  
(843) 556-4925

1976-A Sam Rittenburg Blvd.  
Charleston, SC



**EUROPEAN  
Road and Racing**

**KARL H. TROY**

European Trained Race Car Mechanic  
High Performance Modifications, Service and Repair

BMW • PORSCHE • MERCEDES • VW  
• JAGUAR • FERRARI • LAMBORGHINI

4560 Rivers Avenue  
North Charleston, SC 29406

Telephone: (843) 747-1342

Fax: (843) 747-0180